

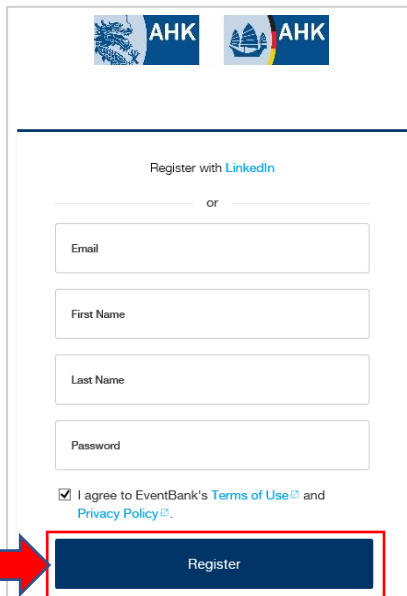
## Access to GCC Online Directory via Mobile APP

### Step 1

#### 1a) For non-EventBank user:

Follow German Chamber on EventBank by signing up an EventBank account with web link:


<https://gicgcchk.eventbank.com/register/by-email/>



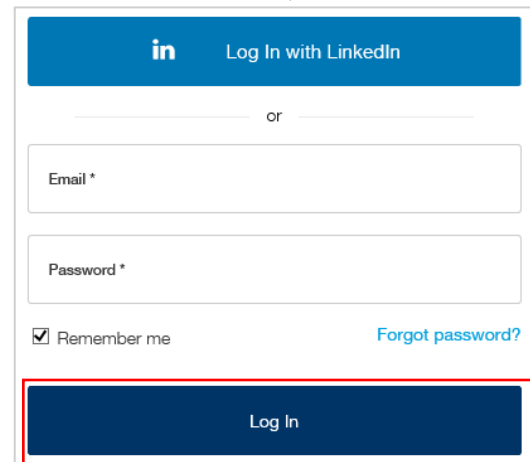
The registration form features the AHK logo at the top. It includes a 'Register with LinkedIn' option, followed by an 'or' separator. Below this are input fields for 'Email', 'First Name', 'Last Name', and 'Password'. A checkbox is present for 'I agree to EventBank's Terms of Use and Privacy Policy'. A red arrow labeled '1a.' points to the 'Register' button at the bottom.

#### 1b) For the user of EventBank and not yet following German Chamber on EventBank:

Go to <https://gicgcchk.eventbank.com/> And click "follow" and log in your EventBank account.



The profile page for 'German Industry and Commerce Ltd. / German Chamber of Commerce, Hong Kong' is shown. A red box highlights the 'Follow' button, with a red arrow labeled '1b.' pointing to it. Below the profile name, there are details: 'Contact Organizer', 'hongkong.ahk.de', '24 Events', and '5 Memberships'. Social media icons for LinkedIn and Twitter are also visible.



The login form features a blue header with the LinkedIn logo and the text 'Log In with LinkedIn'. Below this is an 'or' separator, followed by input fields for 'Email \*' and 'Password \*'. There is a 'Remember me' checkbox and a 'Forgot password?' link. A red box highlights the 'Log In' button at the bottom.

## Step 2

Download EventBank Mobile APP from App Store/Google Play Store

Scan the QR code below with your mobile device for quick download



For IOS



For Android

## Step 3

Open EventBank App and login to your EventBank account with the registered email. Make sure you are connected to the “Global Server (.com)” for the log in.

## Step 4

4a) Click “Me” button at the right corner of the module bar.

4b) Click “Organization” > All your following organizations will be listed.

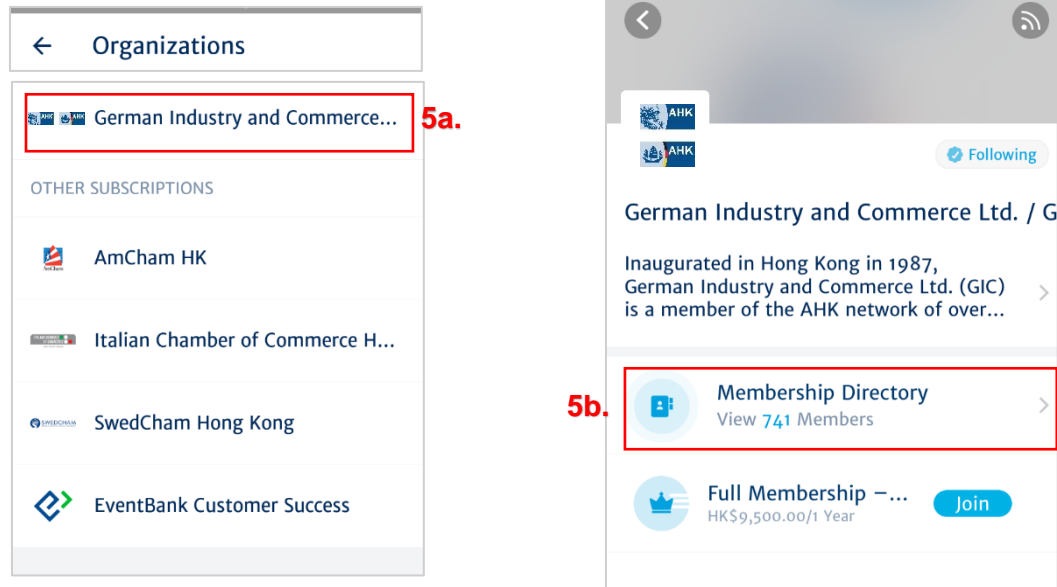
The image displays three screenshots of the EventBank mobile application interface:

- Left Screenshot (Login):** Shows the login screen for user Monica Leung. The email field contains "leung.monica@hongkong.ahk.de" and the password field is empty. A red arrow labeled "3." points to the "LOG IN" button. Below the login fields are links for "Register" and "Forgot password?". At the bottom, a status bar indicates "Connected to Global Server (.com)".
- Middle Screenshot (Events):** Shows the "Events" page with a grid of event cards. The "Me" button in the bottom navigation bar is highlighted with a red box and labeled "4a.". The event cards include "The Oncoming Storm: U.S.-China T... Central", "Lunch Seminar – How to Make Hong ... Hong Kong", "The Hong Kong Smart City Blue Print unde...", and "InterCham event on: WeChat Pay - Do Y...".
- Right Screenshot (Me):** Shows the user's profile page for Monica Leung, Manager, Chamber Services at German Chamber of Commerce, Hong Kong. The "Organizations" button is highlighted with a red box and labeled "4b.". The bottom navigation bar shows "Me" as the active tab.

## Step 5

5a) Click “German Industry and Commerce Ltd. / German Chamber of Commerce, Hong Kong”.

5b) Click ‘Member Directory’ to view member directory.



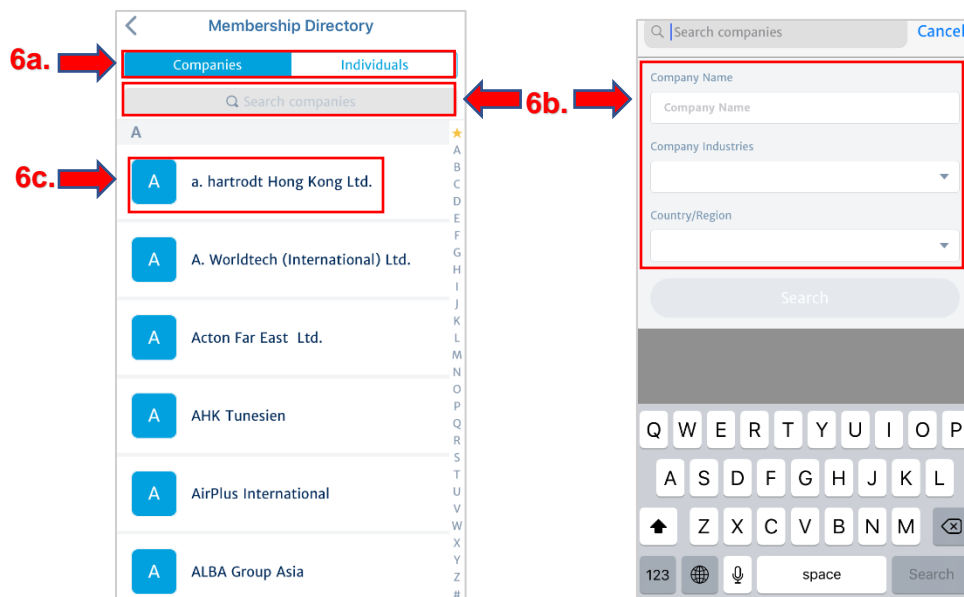
## Step 6

Current members are shown and displayed in alphabetical order.

6a) You can switch between Companies and Individuals on the top bar.

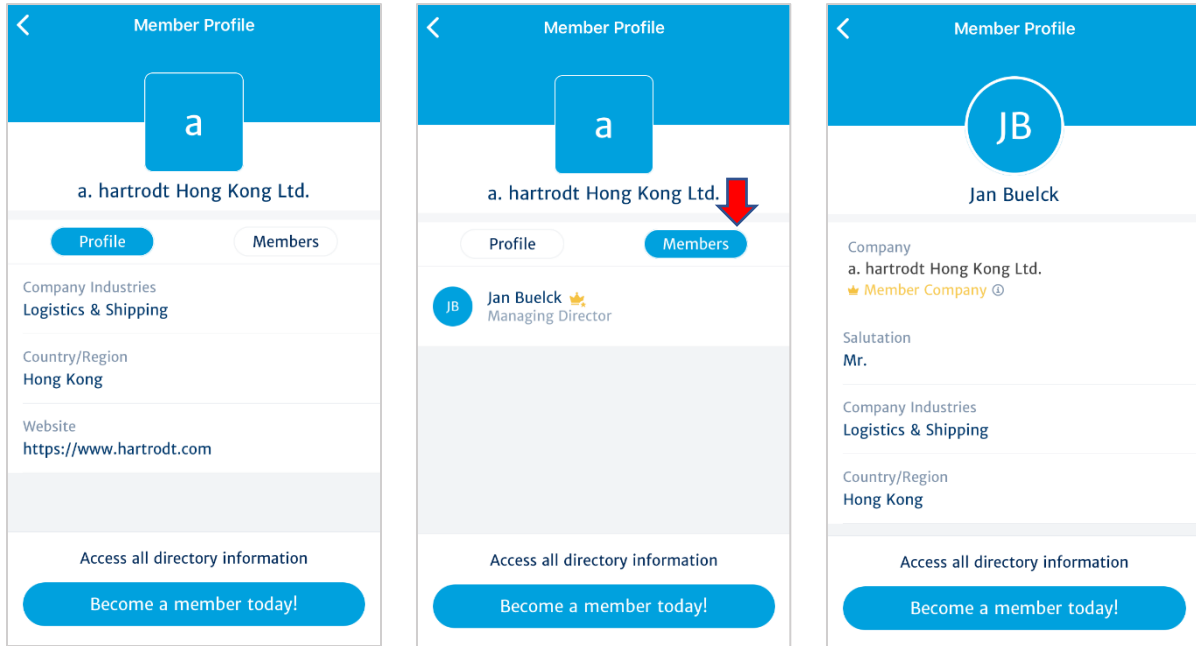
6b) Tap on “Search Companies” for the advance search function according to company name, company industries and/or country/region.

6c) Tap on a selected company and it leads you to the company profile.



## **Step 7**

View company's profile or click "Members" > Chamber Representative(s) of the company will be listed: To see more details about a member simply click on the name.



*Full access of online membership directory is only applicable to GCC members.*

*Become a member today!*